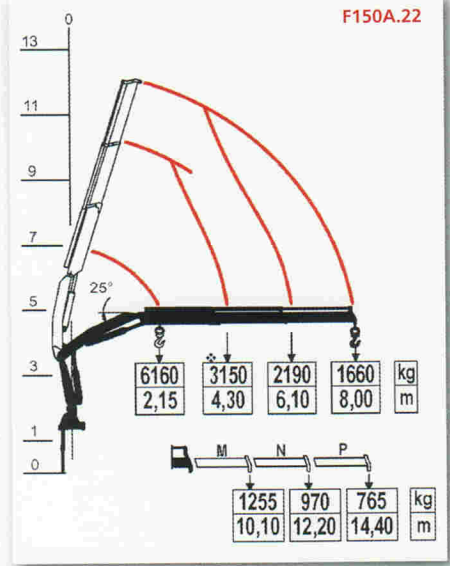
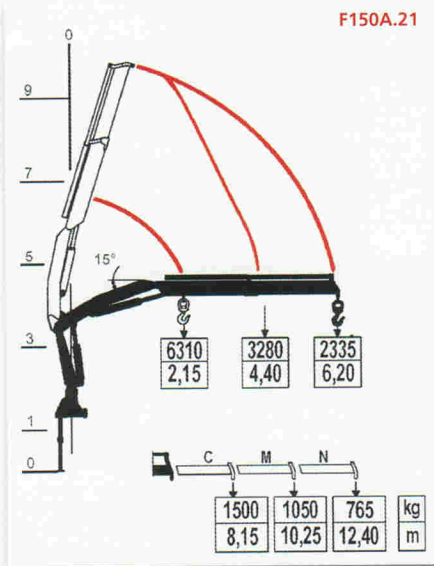
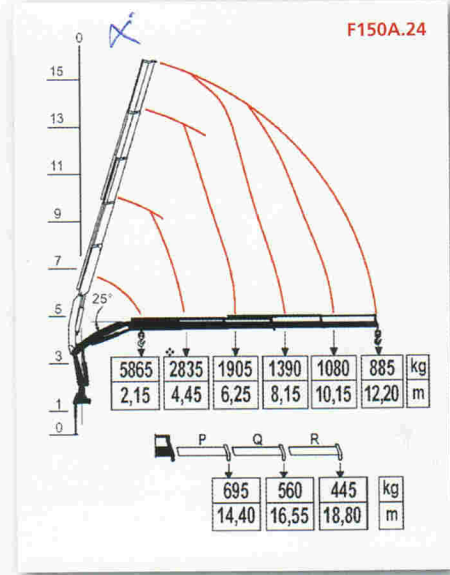
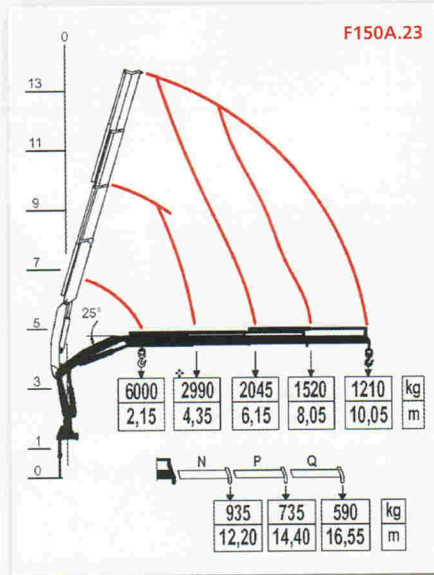



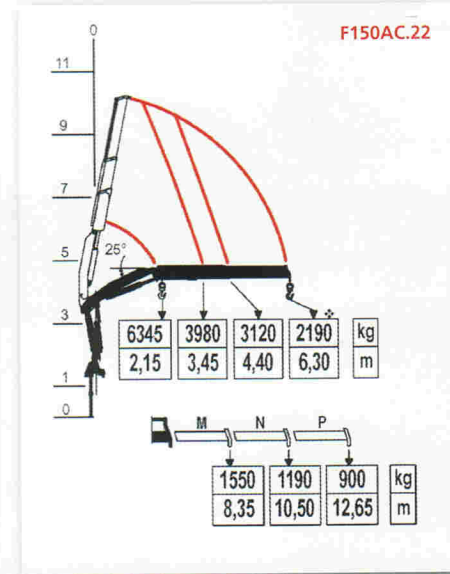
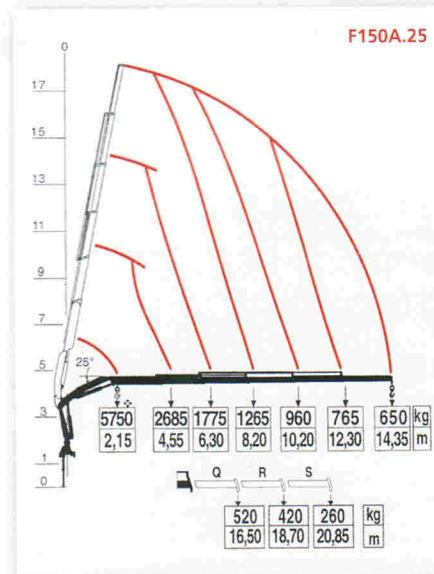
	 tm	 m	 Kg
F150A.21	14,50	6,35	1680
F150A.22	13,50	8,30	1820



	 tm	 m	 Kg
F150A.23	13,00	10,40	1960
F150A.24	12,60	12,55	2080



	 tm	 m	 Kg
F150A.25	12,40	14,70	2175
F150AC.22	13,80	6,60	1765



(GB) Lifting Capacity
(ES) Capacidad de elevación
(NL) Hefvermogen



(GB) Standard reach
(ES) Brazo standard
(NL) Standaardarm



(GB) Crane weight
(ES) Peso de la grúa
(NL) Eigen gewicht